



Feedlot Trailers



Stockpile or windrow ◀ Watertight; no leaks ▶ Created for low density payloads ▶ Dual product hauling that require more tub volume

800-779-8099 • 712-546-4409 • sidedump.com

Feedlot
Trailers



Feedlot Trailers

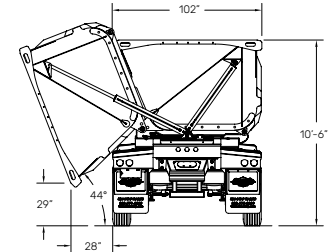
Model SHVFL3-4818-DT SmithCo Side Dump Trailer

Specs shown are for 48' frame length; other configurations available.

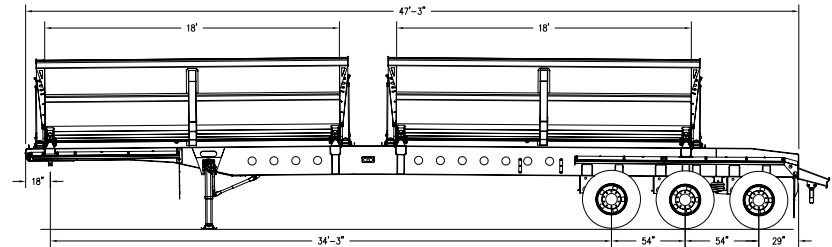
Frame Length	48'
Tub Length	18' (x2)
Width	102"
Loading Height	10' 6" across the top
Tub Construction	3/16" thick, AR400 Steel Floor 1/8" thick, 100 KSI Steel Sides
Frame Construction	80/100 KSI , Fabricated Steel I -Beam
Kingpin	2" Kingpin, 18" Setting, Replaceable Type
Landing Gear	56,000 lb Load Bearing
Bumper	Push Bar Type, Bolt On
Cylinders	3500 PSI, 4" bore
Suspension	Air Ride suspension, 3rd air lift
Axles	25,000# Capacity
Hubs	10 Hole, Hub Piloted
ABS	2S1M Anti-Lock Brake System
Drums	Outboard Mount, Cast Steel
Wheels	Steel Disc, 8.25 x 22.5
Tires	11 R 22.5 G Radial Tires
Brakes	16 1/2" x 7"
Fenders	Front & Rear, 1/4" Synthetic
Lights	12 Volt LED ICC w/Sealed Harness
Mud Flap	(4) Polyline Anti-Spray Splash Guard
Paint	Polyurethane, any combination of gray, white or black Special colors available upon request
Min. Tractor Hydraulic Reqs.	25-30 GPM, 2,600-2,800 PSI, 10 Gallon Reservoir

Feedlot Trailer Capacities

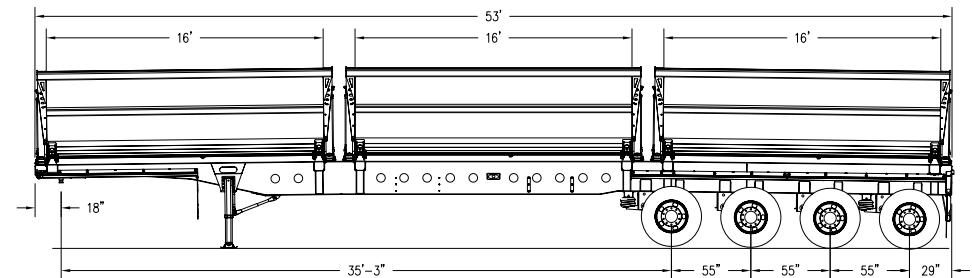
	14' Tub (doubled)	16' Tub (doubled)	18' Tub (doubled)
Waterfull	16 cu yd	40 cu yd	45 cu yd
Heaped	22 cu yd	44 cu yd	50 cu yd



Model SHVFL3-4818-DT



Model SHVFL4-4816-TT



Model SHVFL5-5323-DT

