



# Feedlot Trailers



Stockpile or windrow ◀ Watertight; no leaks ▶ Created for low density payloads ▶ Dual product hauling that require more tub volume

800-779-8099 • 712-546-4409 • [sidedump.com](http://sidedump.com)

**Feedlot**  
Trailers



# Feedlot Trailers

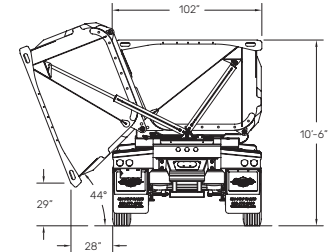
## Model SHVFL3-4818-DT SmithCo Side Dump Trailer

Specs shown are for 48' frame length; other configurations available.

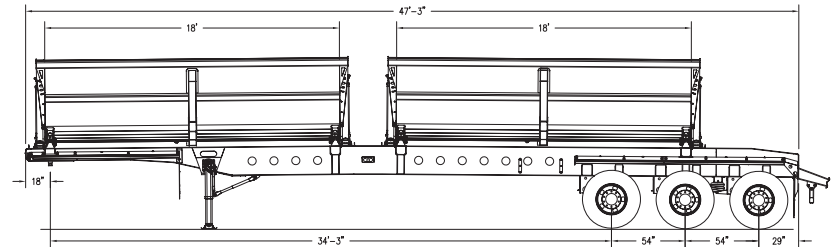
<b>Frame Length</b>	48'
<b>Tub Length</b>	18' (x2)
<b>Width</b>	102"
<b>Loading Height</b>	10' 6" across the top
<b>Tub Construction</b>	3/16" thick, AR400 Steel Floor 1/8" thick, 100 KSI Steel Sides
<b>Frame Construction</b>	80/100 KSI , Fabricated Steel I -Beam
<b>Kingpin</b>	2" Kingpin, 18" Setting, Replaceable Type
<b>Landing Gear</b>	56,000 lb Load Bearing
<b>Bumper</b>	Push Bar Type, Bolt On
<b>Cylinders</b>	3500 PSI, 4" bore
<b>Suspension</b>	Air Ride suspension, 3rd air lift
<b>Axles</b>	25,000# Capacity
<b>Hubs</b>	10 Hole, Hub Piloted
<b>ABS</b>	2S1M Anti-Lock Brake System
<b>Drums</b>	Outboard Mount, Cast Steel
<b>Wheels</b>	Steel Disc, 8.25 x 22.5
<b>Tires</b>	11 R 22.5 G Radial Tires
<b>Brakes</b>	16 1/2" x 7"
<b>Fenders</b>	Front & Rear, 1/4" Synthetic
<b>Lights</b>	12 Volt LED ICC w/Sealed Harness
<b>Mud Flap</b>	(4) Polyline Anti-Spray Splash Guard
<b>Paint</b>	Polyurethane, any combination of gray, white or black Special colors available upon request
<b>Min. Tractor Hydraulic Reqs.</b>	25-30 GPM, 2,600-2,800 PSI, 10 Gallon Reservoir

## Feedlot Trailer Capacities

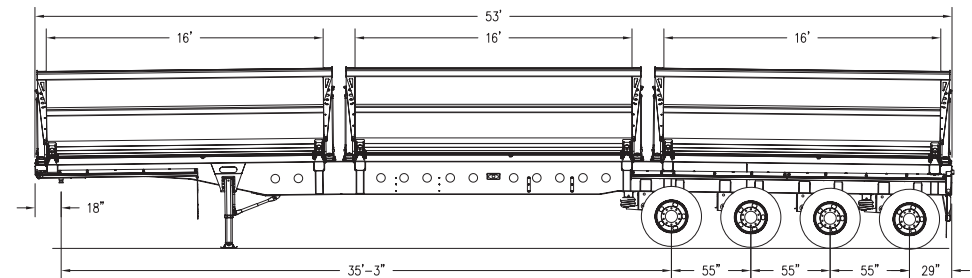
	14' Tub (doubled)	16' Tub (doubled)	18' Tub (doubled)
<b>Waterfull</b>	16 cu yd	40 cu yd	45 cu yd
<b>Heaped</b>	22 cu yd	44 cu yd	50 cu yd



## Model SHVFL3-4818-DT



## Model SHVFL4-4816-TT



## Model SHVFL5-5323-DT

